

Ulti PA Door

PERSONNEL ACCESS DOOR



The Ulti PA (Personnel Access) Door is ideal for any enclosure that requires a strong yet lightweight personnel door. Each door is custom made to suit a wide range of industrial settings. Especially suited to exterior situations, it is ideal for security storage, commercial/multi-tenant buildings and egress doors.

Optional Frame – It can also be supplied with a 40mm industrial door frame, which comes complete with a door infill and sill.

Secure

Durable aluminium cladding provides a stiff, secure door that will stand the test of time, and a sturdy locking system makes the Ulti PA Door 'burglar proof' – the ultimate prevention for thieves.

Strong

Built of strong, quality parts, combined with the aluminium honeycomb core for high impact resistance and superior strength, the Ulti PA door is an extremely durable, yet extremely lightweight personnel door.

Ideal for use in

- High Security Areas
- Storage Rooms
- Fire Escapes
- Egress Doors
- Thermal Environments
- Commercial Buildings
- Engine Rooms

Customisable

The Ulti PA door is able to be customised with a range of colours and a variety of panel designs including glazed and louvre options, allowing adaptability to a wide range of commercial settings.



STANDARD COMPLIANCE

Thermal Transmittance	2.35W/m²K	Acoustic Performance	35-40dB
Pressure Differential Up to 50Pa			

TECHNICAL SPECIFICATIONS

Application	Internal/External
Standard Size	2000mm H x 900mm W
Maximum Size	2400mm H x 1150mm W

STRUCTURE

Material	Sturdy aluminium, powdercoated
Colour	Gull Grey, Simil. RAL7047
Frame	Commercial 106mm box frame

PANEL

Material	40mm Panel with Aluminium Honeycomb Core
Colour	Gull Grey, Simil. RAL7047

DIMENSIONS

STANDARD INCLUSIONS

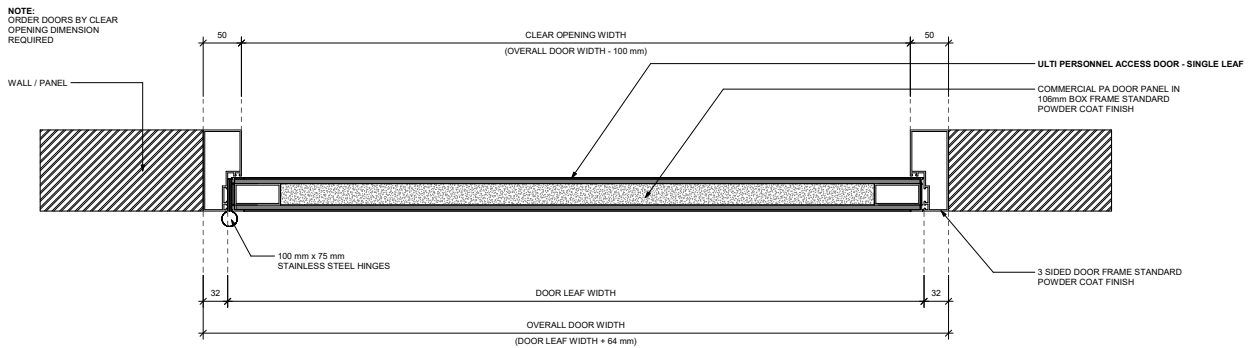
100mm Fixed Pin stainless steel hinges
Kaba lockset and handles
300mm high stainless steel kickplates

WARRANTY

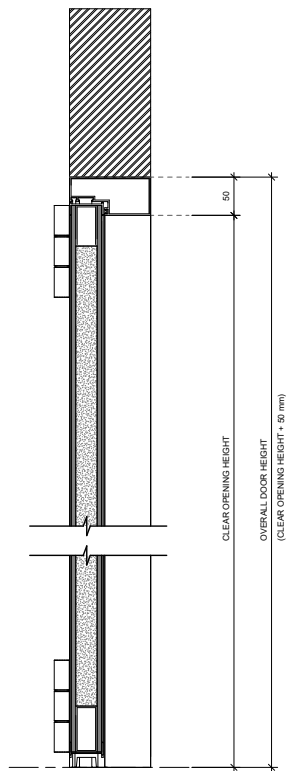
2 Years
*Std Warranty terms and conditions apply

OPTIONAL FEATURES

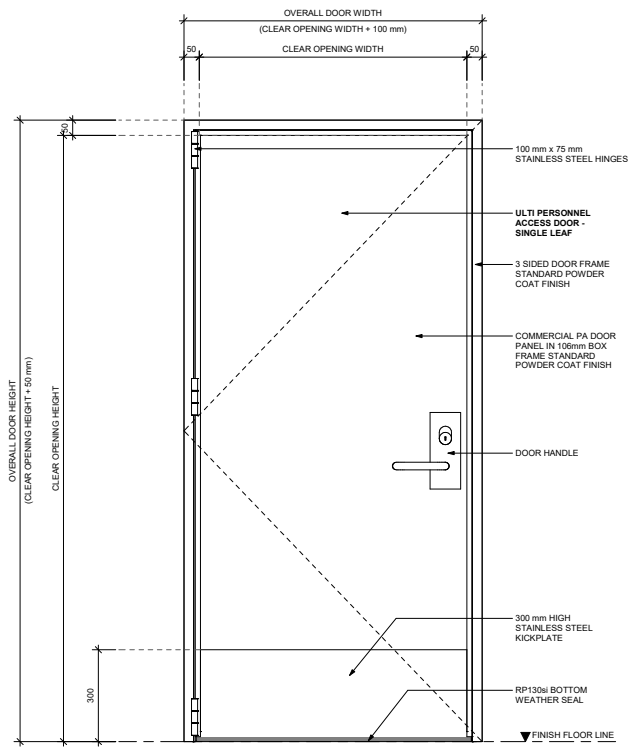
Vision Panels	Rectangle Large Square
Ventilated Panel	Double ventilated panel (full height) Single lower ventilated panel
Safety	Anti-jemmy strips Panic Bar
Other Features	Door Closer



FLOOR PLAN VIEW



SECTION DETAIL VIEW



FRONT ELEVATION VIEW