

Ulti Duo Therm Plus

DOUBLE INSULATED HIGH PERFORMANCE DOOR

Any application requiring an enhanced level of environmental separation is ideally served by the Ulti Duo Therm Plus. The innovative double insulated curtain system delivers increased energy savings, with outstanding thermal insulation and acoustic performance. This door can be applied to almost any entrance from a -35C cold store or a heated product processing room.

Thermal Performance

At the heart of the Ulti Duo Therm Plus door design is the innovative double curtain design. When closed, the two curtains create a dead air space, which is treated with a small amount of warmed air, for ultimate insulation. Double curtain, double insulation, double the energy savings.

Speed Where it Matters

The Ulti Duo Therm Plus has a standard opening speed of up to 1.8m per second. This enhanced speed is vital in minimising energy loss, while also ensuring the door outperforms any approaching traffic, maximising productivity, and minimising the chance of impact damage from forklifts.



Ideal for use in

- Refrigeration Industry
- Heated Facilities
- Environmental Loading Areas
- Chiller/Freezer Openings
- Supermarkets
- Food Manufacturing
- Chilled Logistics

Crash Resistant

At the heart of the Ulti Duo Therm Plus design is the innovative curtain edge profile that allows rapid movement within the self-lubricating polyethylene tracks, but also allows the curtains to unzip from the guides in the event of an accidental impact, minimising damage to the door.

With a 2-metre high tower beam safety sensor, photocell safety beams, soft PVC bottom edge, and a dual reversing sensor system, the Ulti Duo Therm is inherently safe, but in the event of any accidental impact which has caused the door curtain to release from the guides, auto re-feed slots will automatically re-feed the curtain on the next cycle, minimising downtime and maintenance costs.

Versatile

With its compact design, quiet operation, and multiple upgrade options, the Ulti Duo Therm Plus is versatile and can be easily incorporated into restricted building clearances, and into unique applications that are well beyond the market standard.

Multi-Industry Applications

The Ulti Duo Therm Plus outperforms traditional freezer door types and can be applied to larger openings than other alternatives. Selecting the 7mm Insulated Curtain option also allows you to further upgrade the thermal resistance and insulation factor of the door, increasing the energy savings and decreasing the carbon footprint of your facility.



STANDARD COMPLIANCE

Wind Loading	Class 2	Water Permeability	Class 1
Wind Permeability	Class 1	Safe Openings	Yes
Pressure Differential	Up to 60Pa	Thermal Transmittance	1.5W/m²K

TECHNICAL SPECIFICATIONS

Application	Internal/External
Standard Size	4000mm W x 3500mm H
Minimum Size	2000mm W x 2000mm H
Maximum Size	6000mm W x 7000mm H
Opening Speed	1.8m/s
Closing Speed	0.8m/s
Operating Temperature	-25°C to +50°C

STRUCTURE

Frame Material	Galvanised Steel
Frame Colour	RAL9010

CURTAIN/BLADE

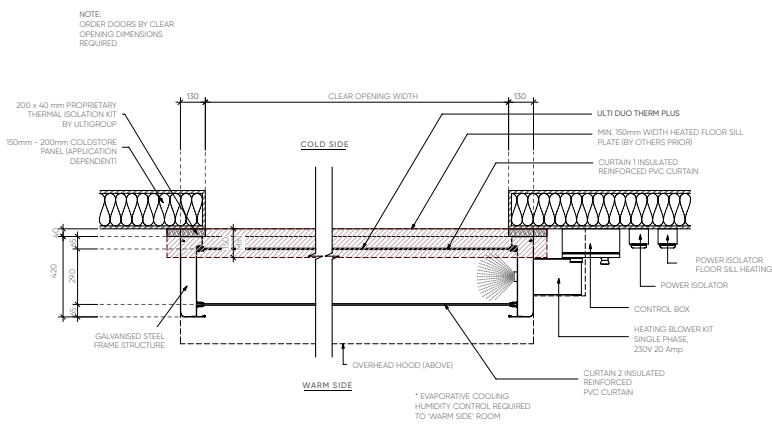
Material	3.5mm Insulated Reinforced PVC Curtain
Curtain/Blade Colour	RAL7042 (standard), RAL9003

SPACE REQUIREMENTS

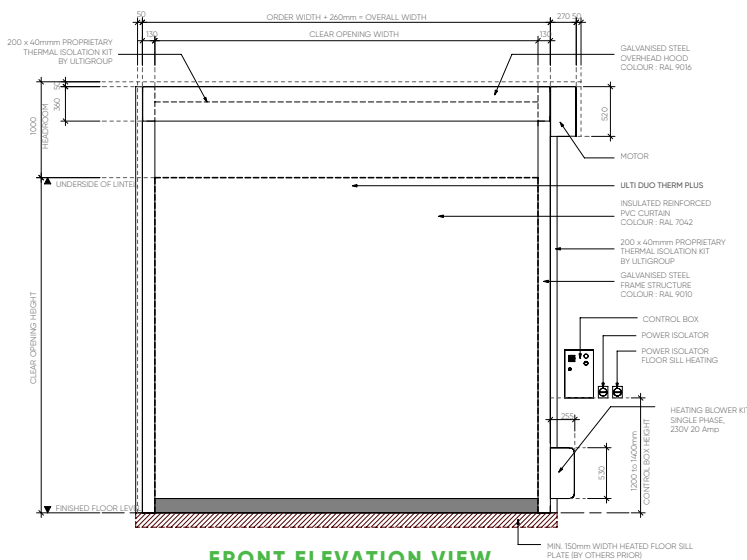
minimum clearances

Headroom	1000mm
Sideroom	450mm (motor) 180mm (non-motor side)

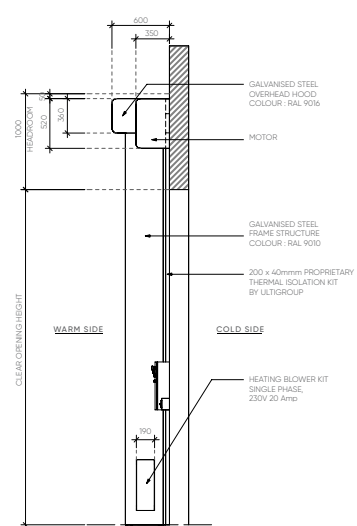
DIMENSIONS



FLOOR PLAN VIEW



FRONT ELEVATION VIEW



SIDE ELEVATION VIEW

MOTORISATION

Motor	IP54 rated 1.5kW Heavy Duty 3phase Motor Drive and electromagnetic brake – RH mounted
Motor Position	RH Side
Control Panel	IP54 rated Metal Control box with inverter frequency controller – RH mounted
Power Supply	400V; 3phase+N+E; 15Amp Rated adjacent to control box installed to right hand side
Heating Power Supply	230V; Single Phase; 20Amp

ACTIVATIONS

Large Heavy-duty Mushroom Head push button
Push button and Emergency stop button fitted to control box

STANDARD SAFETY INCLUSIONS

1 Set of Infrared Photocell Safety beams IP65
Soft PVC Bottom Edge
LED Countdown Timer in Control box
2000mm high Tower Beam Safety Sensors IP67 when door height >2500mm
Infrared Photocell Safety beams IP65 when door height <2500mm
Reversing Sensor system for obstructions to door both curtains

Emergency Egress Manual Hand Crank

STANDARD INCLUSIONS

Air Circulation Unit
Performance Rated to 1,000,000 cycles
Auto Re-Feed slot (up to 3500mm W)
Heated Frame – 240V Heat tracing for Door frame and Thermal Isolation mounting system for Freezer Applications (mandatory when -10C)
Lintel Brush Seal

Warranty 24 Months or 100,000 Cycles

OPTIONAL FEATURES

Activations	All Ulti Activation options can be applied
Motorisation	IP65 Rated 1.5kw Motor with Stainless Brake (for corrosive applications)
Safety	Virtual Vision, Extended LED Countdown Timer
Frame Colours	RAL6018, RAL7042, RAL9005, RAL3000, RAL5002, Custom Colour
Insulated Curtain	Insulated Curtain – 7mm PVC (1.3W/m²k) RAL1003, RAL2004, RAL7035, RAL9010, RAL3002, RAL5002
Emergency Egress	UPS Battery Backup (Single Phase)
Mounting	LH Power Supply, Custom Control Box Position, LH Control Box, LH Motor, Front Mount Motor
Power Supply	Ulti Controller Single Phase
Optional Inclusions	Custom Printed Curtain – Full curtain printing with photo or logo Wind retention upgrade