

# Ulti Duo Therm Air

## DOUBLE INSULATED HIGH PERFORMANCE DOOR

Combining the benefits of the standard Duo Therm, with an air curtain in one common frame, ensures the Ulti Duo Therm Air is ideally suited to managing extreme temperature or humidity differences. The innovative system delivers ultimate thermal insulation and can be applied to almost any entrance from a -35C cold store through to high humidity ELAs.

### Ultimate Thermal Performance

At the heart of the Ulti Duo Therm Air is the integrated air curtain system. This unique, dual, lateral ventilation system controls the transmission of warm and moist air across the doorway while it is open, eliminating ice build-up and maintaining an effective environmental barrier at a low energy cost. When closed, the dual curtain design creates a dead air space filled with treated air, for ultimate insulation and thermal performance.



### Ideal for use in

- Refrigeration Industry
- Heated Facilities
- Environmental Loading Areas
- Chiller/Freezer Openings
- Supermarkets
- Food Manufacturing
- Chilled Logistics

### Productivity Plus

The Ulti Duo Therm Air has a standard opening speed of up to 1.8m per second. This enhanced speed allows the door to outperform any approaching traffic, maximising productivity, and minimising the chance of impact damage from forklifts. For those high-use doorways, traditionally kept open while through loading, the dual lateral ventilation system allows this level of productivity, while still providing an environmental barrier, ensuring enhanced energy and productivity savings.

### Low Maintenance

The innovative curtain edge profile ensures rapid movement within the self-lubricating polyethylene tracks while allowing the curtains to unzip from the guides in the event of an accidental impact, minimising damage to the door. Auto re-feed slots automatically re-feed the curtain, minimising downtime and maintenance costs.

### Versatile & Sustainable

Despite combining two traditionally separate systems, the Ulti Duo Therm Air remains compact and can be easily incorporated into restricted building clearances. Multiple upgrade options allow ultimate flexibility across multiple industries and applications. This next-generation freezer door outperforms all traditional freezer door types, allowing you to increase your energy savings while decreasing the carbon footprint of your facility.



## STANDARD COMPLIANCE

Wind Permeability	Class 1	Water Permeability	Class 1
Wind Loading	Class 2	Thermal Transmittance	2.0W/m <sup>2</sup> K
Safe Openings	Yes	Pressure Differential	Up to 40Pa

## TECHNICAL SPECIFICATIONS

Application	Internal/External
Standard Size	3500mm H x 4000mm W
Minimum Size	2000mm H x 2000mm W
Maximum Size	7000mm H x 6000mm W
Opening Speed	1.8m/s (variable)
Closing Speed	0.8m/s (variable)
Operating Temperature	-35°C to +35°C

## STRUCTURE

Material	Galvanised Steel
Colour	Galvanised

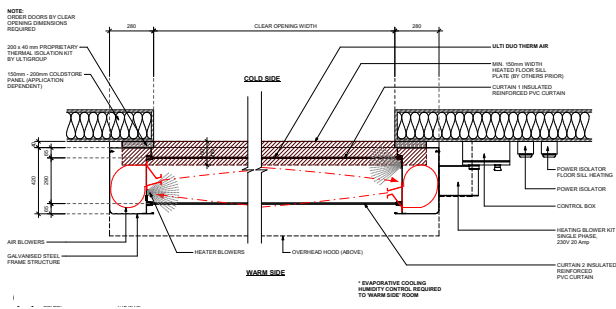
## SPACE REQUIREMENTS minimum clearances

Headroom	900mm
Sideroom	540mm (motor) 330mm (non-motor side)

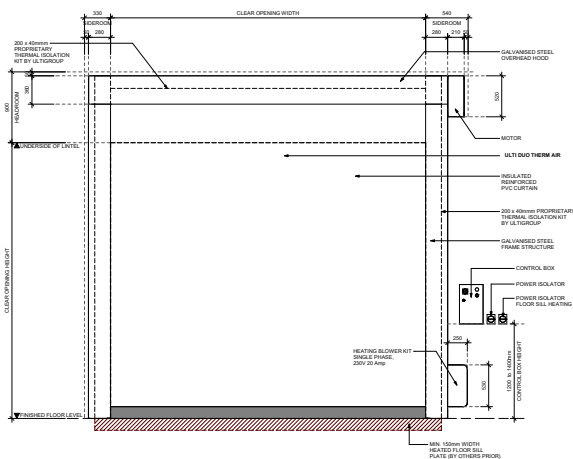
## CURTAIN

Material	900gr/m <sup>2</sup> Reinforced PVC Curtain
Colour	RAL6018 (standard), RAL1003, RAL1015, RAL5010, RAL5012, RAL6026, RAL2004, RAL7035, RAL7037, RAL7042, RAL8014, RAL8017, RAL9005, RAL9006, RAL9010, RAL3002, RAL5002

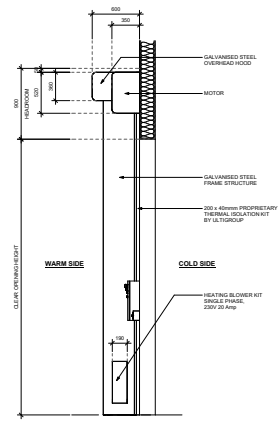
## DIMENSIONS



FLOOR PLAN VIEW



FRONT ELEVATION VIEW



SIDE ELEVATION VIEW

## MOTORISATION

Motor	IP54 rated 1.5kW Heavy Duty 3phase Motor Drive and electromagnetic brake – RH mounted
Motor Position	RH Side
Control Panel	IP54 rated Metal Control box with inverter frequency controller – RH mounted
Power Supply	400V; 3phase+N+E; 15Amp Rated adjacent to control box installed to right hand side
Heating Power Supply	230V; Single Phase; 20Amp
Air System Power Rating	230V; Single Phase; 20Amp

## ACTIVATIONS

Manual	Push button and Emergency stop button fitted to control box Manual Push button
--------	---

## SAFETY

Standard Inclusions	1 Set of Infrared Photocell Safety beams IP65 Soft PVC Bottom Edge LED Countdown Timer in Control box Reversing Sensor system for obstructions to door curtain
Emergency Egress	Manual Hand Crank

## STANDARD INCLUSIONS

Air Circulation Unit Integrated Air Curtain Performance rated to 1,000,000 cycles
---

## WARRANTY

12 Months or 100,000 Cycles *Std Warranty terms and conditions apply
---

## OPTIONAL FEATURES

Activations	All Ulti Activation options can be applied
Motorisation	IP65 Rated 1.5kw Motor with Stainless Brake (for corrosive applications)
Control Panel	IP54 Corrosion Resistant AISI:304 Stainless Steel
Mounting Options	LH Power Supply, Custom Control Box Position, LH Control Box, LH Motor
Frame Material	Corrosion Resistant AISI:316 Stainless Steel
Heated Frame	240V Heat Tracing Door Frame/Thermal Isolation mounting system for Freezer Applications (mandatory when -10C)
Frame Colours	RAL5010, RAL7037, RAL9005, RAL9010, RAL3000
Safety	Virtual Vision, Extended LED Countdown Timer 2000mm Tower Beam Safety Sensors IP67
Curtain Design	Translucent Curtain Custom Printed Curtain – Full curtain printing with photo or logo
Insulated Curtain	7mm PVC (1.3W/m <sup>2</sup> k) RAL1003, RAL2004, RAL3002, RAL5002, RAL7035, RAL9010
Safety	Virtual Vision, Extended LED Countdown Timer 2000mm Tower Beam Safety Sensors IP67