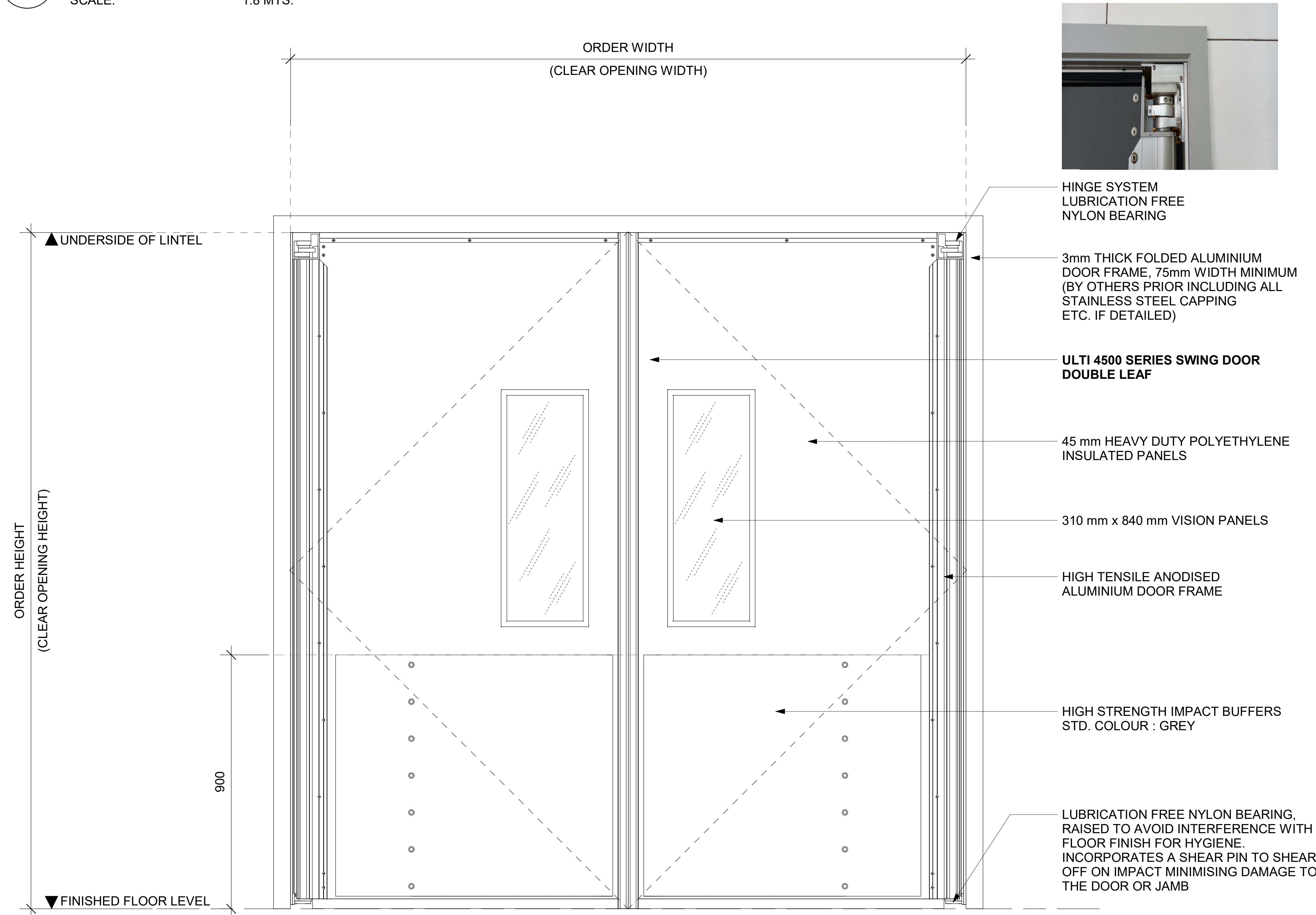


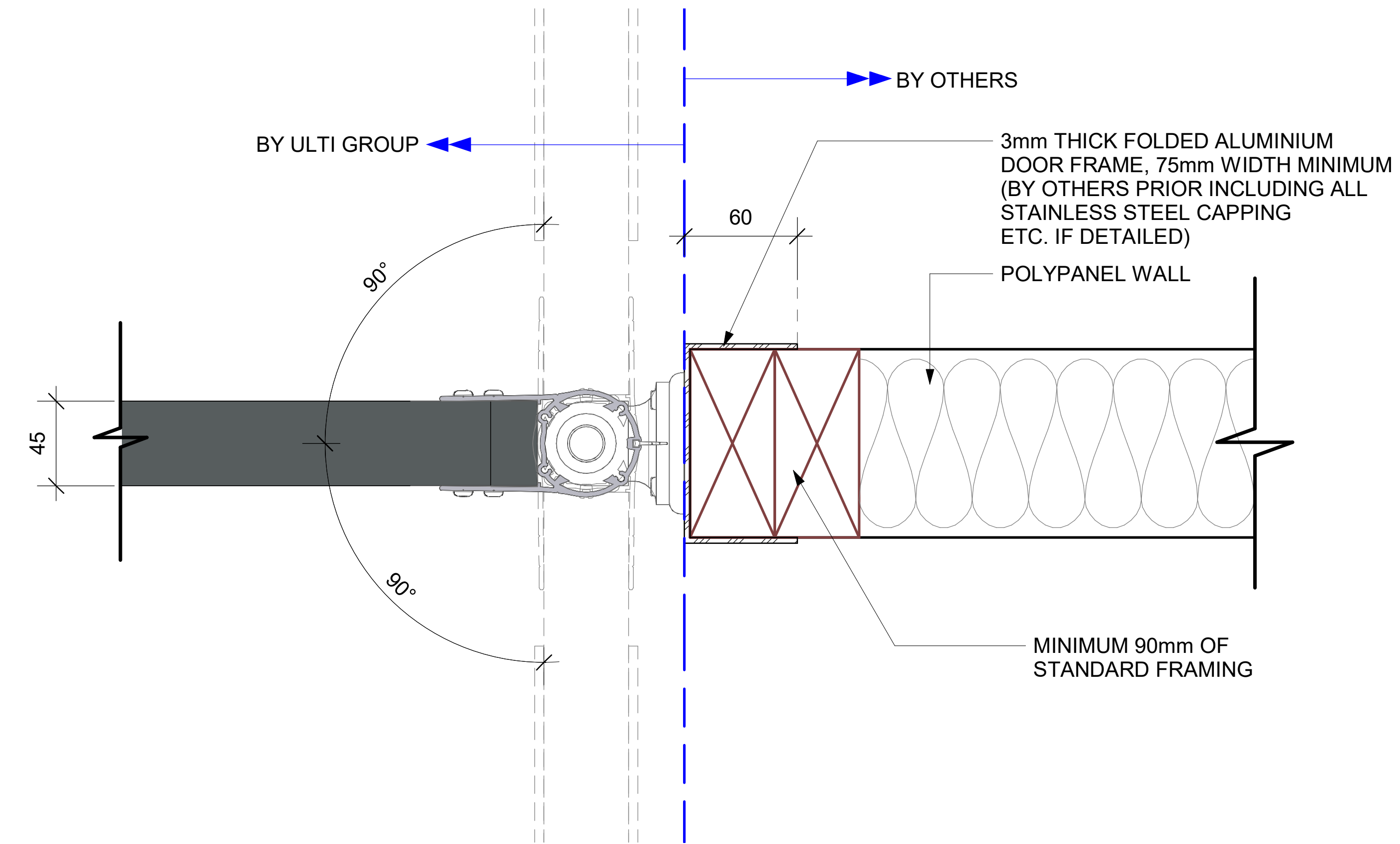
## FLOOR PLAN VIEW

SCALE: 1:8 MTS.




## FRONT ELEVATION VIEW

SCALE: 1:8 MTS.



## ULTI TYPICAL HINGED DOOR FRAME PREPARATION

SCALE: 1:2 MTS.



## 3D VIEW

SCALE: N.T.S.

# ulti group

© Ulti Group Ltd, 2022

### NOTE:

CONTACT ULTI GROUP FOR ANY CUSTOMISATIONS AND TO DISCUSS PROJECT SPECIFIC INFORMATION

www.ultigroup.co.nz  
hello@ultigroup.co.nz  
Phone: 0800 807 753  
105 Glover Road, Hawera, 4610

### SPECIFICATIONS :

RELEASED VERSION NO. : **VERSION 3**

PRODUCT GROUP : **SWING DOORS**

PRODUCT ID : **00000**

APPLICATION : **INTERNAL**

SIZES : **UP TO 2750mm HIGH x 2460mm WIDE**

STANDARD FRAME MATERIAL : **ANODISED ALUMINIUM**

STANDARD FRAME COLOUR : **ANODISED ALUMINIUM**

STANDARD PANEL MATERIAL : **45 mm HEAVY DUTY POLYETHYLENE INSULATED PANELS**

PANEL COLOUR : **STD. COLOUR - ULTRA GREY RAL 7012**

HIGH STRENGTH IMPACT BUFFERS: **900 mm HIGH - STANDARD**

HIGH STRENGTH IMPACT BUFFERS COLOUR : **STD. COLOUR - GREY**

\* ALL JAMB TRIMS OR FLASHINGS E.G. STAINLESS STEEL CAPPING IS TO BE PROVIDED BY OTHERS PRIOR. COMPLETE DOOR OPENING MUST BE LEVEL, PLUMB AND SQUARE.

### TITLE:

**ULTI 4500 SERIES SWING DOOR (DOUBLE LEAF)**

SHEET NO. :

1 OF 1

DATE :

MAR. 31, 2022

### DRAWING NUMBER :

**ULTISD45-DOUBLE-001**

APPROVED BY :

J.PRESTIDGE

DRAWN BY :

J.ENRIQUEZ

SCALE :

As indicated

SHT. SIZE :

A0

\*All dimensions are in millimeters unless otherwise specified